

**A-CLASS**

# ElectraMate

## USER INSTRUCTIONS



**IMPORTANT** - Control of Substances Harmful to Health:

When working with insulation materials, avoid inhalation as it may be harmful to health. Avoid contact with skin, eyes, nose and throat, use disposable protection. Dampen the material and ensure that the area is well ventilated.

In the interest of continuously improving the ElectraMate 2000 range. Gledhill Water Storage Ltd reserve the right to modify the product without notice and in these circumstances this booklet which is accurate at the time of printing should be disregarded.

**WARNING**

- There are no user adjustable parts inside the appliance. Tampering with sealed components will invalidate warranty and could also damage the appliance and make it unsafe to use.
- If it is known or suspected that a fault condition exists on the appliance it must be corrected by a competent person.
- **DON'T** place any clothing or other combustible materials against or on top of this appliance.

**CE**

**benchmark™**


*The code of practice for the installation,  
commissioning & servicing of central heating systems*

**G**

Issue 1: May 2006

### **WELCOME TO YOUR THERMAL STORAGE SYSTEM**

### **ELECTRAMATE A-CLASS - THE POWER BEHIND YOUR DOMESTIC HOT WATER AND CENTRAL HEATING**



The hot water and central heating in your home is provided by a high specification storage system which will give you many benefits. Simple to operate and exceptionally efficient in operation, your ElectraMate A-Class thermal Store is probably different to any water heating system you have ever experienced before. This booklet will explain why and how you can get the most from it.

One of the most technologically advanced water heating and storage systems available, your Gledhill ElectraMate A-Class is designed to fulfil three basic needs :

- 1. Deliver hot water at good pressures whenever you need it**
- 2. Provide rapid heat up of your property whenever you switch your heating on**
- 3. Operate as efficiently as possible to cost-effectively meet your household needs**
- 4. Provide hot water that has not deteriorated in storage tanks to every tap**

**1. DELIVER HOT WATER AT GOOD PRESSURES WHENEVER YOU NEED IT**

Your Thermal Storage System is designed to provide all the hot water you are likely to need under normal circumstances, and deliver that hot water at a pressure comparable with your cold water mains. That means you can enjoy powerful showers without the need for a separate pump, or fill a bath with hot water in minutes.

**2. PROVIDE RAPID HEAT UP OF YOUR PROPERTY WHENEVER YOU SWITCH YOUR HEATING ON**

The highly efficient Thermal Storage System also means that your central heating will warm your house far more rapidly than a conventional system, with all your radiators reaching their efficient heating level in just a few minutes.

**3. OPERATE AS EFFICIENTLY AS POSSIBLE TO COST-EFFECTIVELY MEET YOU HOUSEHOLD NEEDS**

Your Thermal Storage System will ensure that the energy it needs is minimised, avoiding costly use of fuel by taking advantage of off-peak tariffs whenever they are available.

The overall control of your central heating is from the programmable room thermostat which is fitted in a suitable location within your home. In addition your system may include thermostatic radiator valves (TRV'S), to give temperature control in individual rooms. Hot water is available any time you need it when the system is switched on, summer or winter.

### **4. DELIVERING HIGH QUALITY WATER TO EVERY TAP**

With traditional systems which have a cold supply cistern in the roof space, there was always the risk that the tank could become contaminated by dust, birds or insects. The ElectraMate is connected directly to the cold mains and therefore even the hot supply is pure high quality water every time.

### **WHAT IS A THERMAL STORE ?**

The Gledhill Thermal Store is the heart and brain of your central heating system. It stores hot water at a high temperature and incorporates a highly efficient plate heat exchanger which heats the hot water for all your domestic needs. The Thermal Store is superbly insulated and so the hot water stored has a very low heat loss. It also incorporates an intelligent sensor which determines when the temperature drops below a preset level required for optimum efficiency.

Your ElectraMate incorporates an in line electric flow boiler which will heat the water in the appliance automatically.

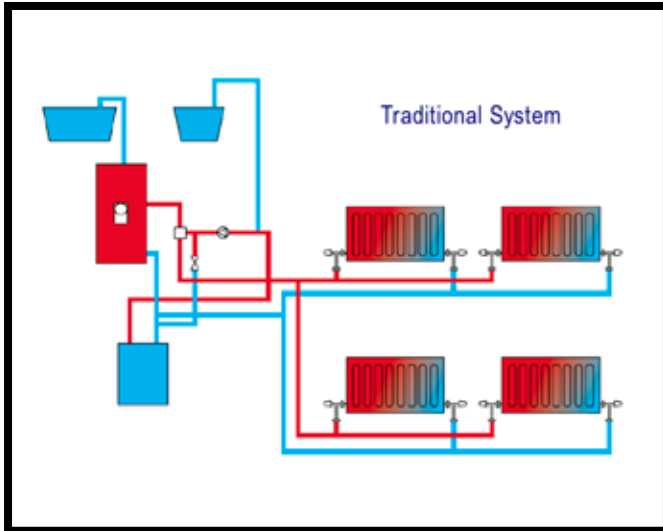
Off-peak supply will be used whenever possible but the automatic control system will also use on-peak supplies when necessary to achieve the most efficient way of satisfying your demands on the system.

**HOW DOES THE SYSTEM DELIVER HOT WATER AT HIGH PRESSURE**

The water delivered to the taps and showers in your home is supplied at high pressure because it uses the mains pressure off your cold water supply. The ElectraMate is connected to the mains system and the water passes through a highly efficient heat exchanger to raise its temperature before it travels to your taps and showers. Because it is so efficient, both good flow rates and high pressures are available to give the best performance for both baths and showers.

## USER INSTRUCTIONS

### WHY ARE THERE NO WATER CISTERNS IN THE LOFT



Water tanks in the loft are required principally for the traditional domestic hot water system to give a better 'head' of water - which is basically determined by the height of the cistern above the tap being used. In most cases, the higher the cistern, the greater the pressure.

Because the Gledhill system uses the pressure from your cold water mains, those cisterns are not required.

This removes any worries about freezing pipes, and leaves more space for storage should you decide to use it.

Another benefit is that no insects, dust, birds etc. can contaminate your cold supply tanks.

### TO ENSURE ADEQUATE HEATING AND HOT WATER

The appliance controls work in conjunction with the Danfoss TP5000 programmable room thermostat. To ensure the heating system operates as efficiently as possible to suit the 'on' times set by you to match your lifestyle. Instructions on how to set the room thermostat will have been left for you by the installer.

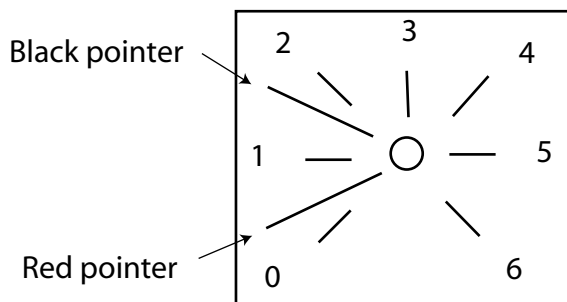
The programmable room thermostat includes a set back temperature facility. For the most efficient operation of the system we recommend that this is set to 15°C and that whenever possible the heating 'on' times coincide with the off-peak electricity supply periods.

**WHAT IF I DON'T NEED HEATING IN THE SUMMER**

The ElectraMate appliance will determine whether heating has been used and automatically adjust to meet the demand placed on it for hot water only. This will also ensure the most economical method of operation at this time of the year.

**HOW DO I RESET THE HEATING PROGRAMME CLOCK**

Hot water is not time controlled and is available at all times, but you control the time your central heating switches on and off with the programmable room thermostat provided with your Gledhill Thermal Store. Separate instructions for this will have been left for you by the installer.



Although the ElectraMate A-Class appliance itself is open vented the heating system is sealed. A pressure gauge is included on the front of the appliance to show the pressure in the heating system. This should be checked periodically and action taken in accordance with the label provided. The normal pressure should read between 1 - 2 bar. If the black pointer is lower than the red indicator, the heating system will need re-pressurising by your Installer. It is common for new systems to require this action within the first week of running, the Installer should have tested the system and recorded the condition within the Bench Mark Book left inside the appliance.

## USER INSTRUCTIONS

### PLASTIC TOP UP CISTERN

The plastic top up cistern should have been filled to the water line by the installer at the time of commissioning. This should last a long time if the lid has been securely replaced. Top up water should be added when necessary.

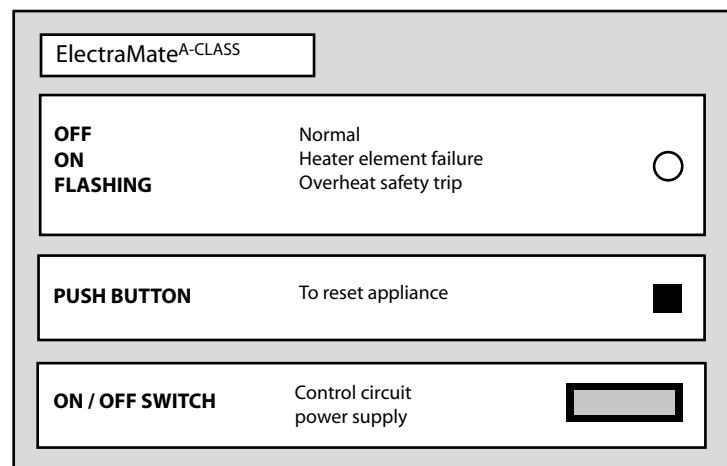
### ANNUAL SERVICE/SAFETY CHECK

Unlike other heating/hot water appliances which provide mains pressure hot water, appliances such as combi boilers or unvented storage cylinders, no costly annual service/safety check is required.

However, as the manufacturer, we can offer an annual breakdown agreement once the warranty has expired:- see separate leaflet.

### WHAT IF THE SYSTEM DEVELOPS A FAULT?

If your ElectraMate should develop a fault during the warranty period, try resetting the appliance in accordance with the instructions on the user control panel on the front of the appliance. If this is unsuccessful, switch the unit off and contact your house manager/installer. Do not attempt to remove or adjust any component part yourself.



If the developer's warranty has expired, contact the manufacturer if you have an active Breakdown Agreement.



**REMINDER!**

A suitable off-peak tariff (such as Economy 10), should be provided to your ElectraMate appliance to ensure it is working at its optimum.

**If you are considering changing your electricity supplier it is important that you ensure they are able to provide at least the same tariff. If not the operation and cost of running the appliance will be affected.**



# BREAKDOWN / SERVICE

On expiry of your initial warranty period, Gledhill Response Limited would be pleased to provide further customer support with a range of services including:

- annual servicing and safety checks
- expert response to 'out of warranty' breakdowns at fixed charges
- low cost annual repair and maintenance contracts from as little as £75 per year

Please ring **08445 679898** or see [www.gledhill.net](http://www.gledhill.net) for further details.



