

A-CLASS

BoilerMate OV

USER INSTRUCTIONS



In the interest of continuously improving the BoilerMate A-Class range Gledhill Water Storage Ltd reserve the right to modify the product without notice and in these circumstances this booklet, which is accurate at the time of printing, should be disregarded.

Gledhill offer a warranty on the water storage vessel and components for material and construction faults for the time periods stated in the Terms and Conditions of Trading from the date of purchase.

WARNING

- There are no user adjustable parts inside the appliance. Tampering with sealed components will invalidate warranty and could also damage the appliance and make it unsafe to use.
- If it is known or suspected that a fault condition exists on the appliance it must be corrected as soon as possible by a competent person.
- **DON'T** place any clothing or other combustible materials against or on top of this appliance.

CE

benchmark™

*The code of practice for the installation,
commissioning & servicing of central heating systems*

G

Issue 2: September 2005

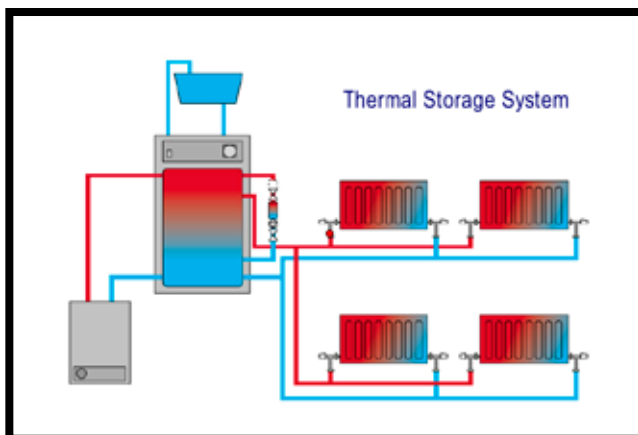
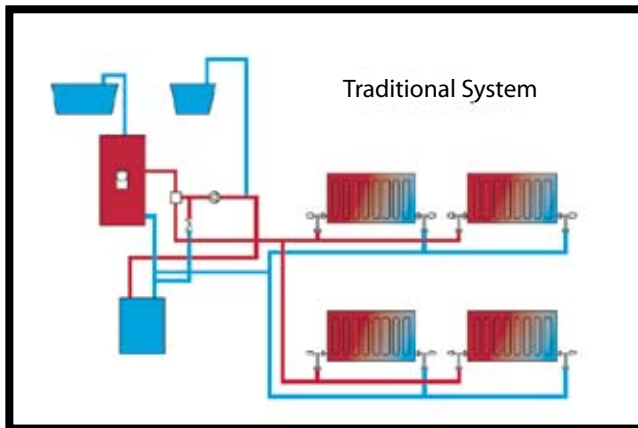
WELCOME TO YOUR THERMAL STORAGE SYSTEM

BOILERMATE A-CLASS - THE POWER BEHIND YOUR DOMESTIC HOT WATER AND CENTRAL HEATING

The hot water and central heating in your home is provided by a high specification thermal storage system coupled to a boiler which may be gas or oil. It should give you many benefits which will be explained in this leaflet. It is simple to operate and exceptionally efficient and is probably different to water heating systems that you have had previously.

The Gledhill BoilerMate A-Class offers four major advantages:

1. The storage vessel is designed with an electric emergency back-up for **HEATING AND HOT WATER** called 'Switch' which should be activated in the event that the boiler fails. You should familiarise yourself with the emergency system when you occupy the property so that you know it is available and how it works should it ever be needed.
2. It will provide very rapid heat up of your property whenever there is a demand from the room thermostat / thermostatic radiator valves.
3. It will supply heating and powerful hot water more efficiently than conventional systems.
4. It eliminates the traditional cold water tank in the loft and therefore removes the risk of contamination and/or freezing.
5. It can deliver lots of hot water at good pressures whenever you need it.



Because your boiler will be controlled by the Gledhill BoilerMate it will fire only when needed to maintain the optimum temperature within the BoilerMate store. **It is important that if the boiler has a temperature control this should be left at its maximum for the system to operate efficiently.**

Your central heating times are controlled by the central heating control rocker and timer which in most cases is fitted to the front panel of your BoilerMate. The rocker provides you with the option of having your central heating on constant, timed, or off. When the rocker is on the timed position the timer can be set to suit your individual requirements. This is the normal/recommended method of operating your central heating. The temperature in your house is set by a room thermostat/thermostatic radiator valves and these should be adjusted to suit your individual requirements.

Your hot water is controlled by the hot water rocker and timer which in most cases is fitted to the front panel of your BoilerMate. The rocker provides you with the option of choosing constant, timed, or off. When the rocker is in the timed position the BoilerMate will only be heated at the times set on the timer. For this reason we would normally recommend that the rocker is set in the constant position. The BoilerMate is extremely well insulated and the standing loss is minimal and the boiler will ONLY fire to meet your need for hot water or heating.

USER INSTRUCTIONS

This is different to a conventional system. With a BoilerMate system instead of your boiler operation determining when you get hot water and heating, your needs for hot water and heating will determine when your boiler operates.

The operation of 'Switch' is explained on pages 8 and 9. It can be set for hot water only or hot water and central heating dependant on the time of year. It does cost more than gas to operate in this way which is why it is recommended that it should only be used in an emergency until the operation of the boiler is restored.

WHAT IS A THERMAL STORE ?

The Gledhill Thermal Store is the heart and brain of your central heating system. It stores hot water at a constant temperature and incorporates a highly efficient plate heat exchanger which heats the hot water for all your domestic needs. The Thermal Store is superbly insulated and so the hot water stored has a very low heat loss. It also incorporates an intelligent sensor which determines when the temperature drops below a preset level required for optimum efficiency. When that temperature drop is detected, the Thermal Store instructs your domestic boiler to fire provided the timeclock is in an "on" period, generating the additional hot water needed to top up the store temperature. When the required temperature is reached, the boiler stops firing, until the next time it is required.

WHY SHOULD THE BOILER THERMOSTAT BE SET TO MAXIMUM?

The system operates most efficiently if the boiler is always left **with the thermostat at its maximum setting - even in summer**. This is because the intelligent electronics within the Thermal Store control the system temperature automatically. Your system should, generally, be left 'on' if you are away for a short period. The room thermostat can be set to a low level just to prevent frost damage to your domestic pipe work systems if you wish.

HOW DOES THE SYSTEM DELIVER WATER AT HIGH PRESSURE

The water to the taps and showers in your home is delivered at high pressure because it uses the mains pressure of your cold water supply. The BoilerMate A-Class is connected to the mains system and the water passes through a highly efficient heat exchanger to raise its temperature before it travels to your taps and showers.

Because it is so efficient, both high flow rates and high pressures are available to give the best performance for both baths and showers.

WHY ARE THERE NO WATER CISTERNS IN THE LOFT ?

Because the Gledhill system uses the pressure from your cold water mains, these cisterns are not required, which removes any worries about freezing or contamination of the cold water system from insects, dust, birds etc and leaves more space for storage should you decide to use it.

Depending on the height of your airing cupboard or pipework layout, it occasionally may be necessary to position the small expansion tank, for the heating system, within the loft space e.g. in bungalows.

**CONTROLLING YOUR BOILERMATE
A-CLASS**



Your BoilerMate is a highly advanced Thermal Storage System which incorporates the latest in microprocessor technology to monitor your system automatically and ensure it operates at maximum efficiency. This includes periodically 'spinning' the heating pump to prevent seizing during prolonged unused heating periods.

In normal circumstances, you should only be required to adjust the time clock on your Thermal Store, to suit your needs, and the instructions for this are described in detail on the label fitted to the appliance.

If your hot water or heating system should fail to operate satisfactorily, you will need to operate the 'SWITCH' option which is fitted to your BoilerMate A-Class. [See 'Switch' at the back of this booklet] and then call a service engineer, who can then contact Gledhill Technical Department for any advice he may need


As detailed previously, the Thermal Store controls the temperature of the system. In order to ensure your system operates at its most efficient **the boiler thermostat should always be left at maximum.**

* If you have your hot water rocker set to timed and you wish to draw a considerable quantity of hot water you will get an enhanced performance from your thermal store by setting your time clock to bring the system on 20 minutes before you want to draw the hot water.

RESETTING THE HEATING/HOT WATER PROGRAMME CLOCK

This is used in conjunction with the central heating and hot water rockers to choose how and when these systems operate.

Separate instructions for this will have been left for you by the installation engineer, or you can refer to the instructions on the label on the front of the appliance.



USING THE UNIQUE 'SWITCH' EMERGENCY ELECTRICAL BACK-UP SYSTEM

Your BoilerMate A-Class is fitted with Gledhill's unique 'SWITCH' emergency electrical back-up system. You have an instant failsafe should your boiler cease to operate. The 'SWITCH' system will be clearly displayed on the front of your Thermal Store Appliance.

In the event of a boiler failure follow the instructions left by the boiler manufacturer. If you are unable to restore heating and hot water activate the 'Switch' and call the boiler service engineer. 'SWITCH' technology simply and instantly introduces an electric heating source within the Thermal Store to ensure that your hot water and heating continue to operate at reduced performance until you can have your boiler repaired.



Diagram 1




Diagram 2




Diagram 3

GET TO KNOW HOW SWITCH WORKS BEFORE AN EMERGENCY ARISES!

We recommend that you familiarise yourself with how SWITCH works as soon as possible by following these simple steps:

1. Turn off the separate central heating boiler.
2. Press the MODE rocker to SWITCH - see diagram 1.
3. Adjust the hot water rocker to constant - see diagram 2 and the central heating rocker to off - see diagram 3.
4. Draw off all the hot water until it is cold at the hot tap.
5. Leave the system for one hour to allow SWITCH to reheat some of the water.
6. Run some hot water - if this is hot then SWITCH has worked successfully.
7. Press the MODE rocker to return it to the normal position. Adjust the hot water and central heating rockers to the required positions and then turn back on the separate central heating boiler.
8. Your hot water and central heating will now operate as normal.

BREAKDOWN / SERVICE

On expiry of your initial warranty period, Gledhill Response Limited would be pleased to provide further customer support with a range of services including:

- annual servicing and safety checks
- expert response to 'out of warranty' breakdowns at fixed charges
- low cost annual repair and maintenance contracts from as little as £75 per year

Please ring **08445 679898** or see www.gledhill.net for further details.



